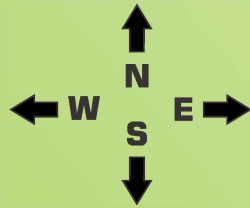




# Vulcan's Campus



HR Dept.

East Berry Avenue

Vulcan Street

Fig Avenue

Plant #7

Plant #1

Plant #3

General Offices

Plant #2

Tech Center

Plant #6

Poplar Street

Camphor Street

EMC Dept.

East Section Street

## CAMPUS MAP REFERENCE KEY

Plant #1.....	Vulcan Aluminum
Plant #2.....	Vulcan Metal Stampings
Plant #3.....	Vulcan Signs
Plant #6.....	Vulcan Aluminum Mill
Plant #7.....	Vulcan Utility Signs
HR Dept.....	Vulcan Human Resources
Tech Center.....	Vulcan Technology Center
General Offices.....	Vulcan, Inc. General Offices
EMC Dept.....	Vulcan Engineering, Maintenance & Compliance

-  Primary Assembly Location
-  Secondary Assembly Location
-  Storm Shelter

## EMERGENCY CONTACTS


*In the event of an emergency, contact Shawn or Jim*

Shawn Boyse, EHS Manager	334.524.9900
Jim Morris, EMC Dept. General Manager	251.752.8822


*Plus the appropriate Plant Superintendent (if applicable)*

Mike Jones, Plant #1 Superintendent	251.943.5876
Van Hubbard, Plant #2 Superintendent	251.504.1694
Mark McClain, Plant #3 Superintendent	251.943.1979
Randall Merchant, Plant #6 Superintendent	251.424.2555
Bill Langer, Plant #7 Superintendent	251.504.5568

## IMPORTANT SYMBOLS IN OUR FACILITIES



FIRE EXT.



AED MACHINE



HOT COILS

## HOW TO REPORT AN EMERGENCY

**DIAL 9-911**  
(from internal land line) or  
**911** (from your cell phone)

When reporting any emergency, speak clearly and remain calm!

Provide the following information:

- Your name and telephone number you are calling from
- Your exact location in the building
- The type of emergency you are reporting
- Do not hang up until 911 operator says that you can hang up

## ACCIDENTS & INJURIES

- Report all Accidents, Injuries and Spills to your Vulcan Host, GM, and/or EHS
- For life threatening emergencies dial "9-911" or "911"
- Do not attempt to move the injured
- Keep the injured covered and as comfortable as possible
- Make sure someone stays with the injured

## ENVIRONMENTAL SYSTEM

Vulcan is committed to protecting the Environment by reducing pollution, obeying all laws and continuously improving. We have designated proper ways to handle, store and dispose of chemicals, trash and waste.

Examples: Oil Waste, Chrome Waste, Spent Aerosols, Universal Waste, Construction Debris. Please ask about and follow our procedures.

## IN THE EVENT OF A FIRE

- Know the location of possible evacuation routes and building exits from your area
- In the event you spot a fire activate alarm system by pull station or sounding the nearest horn
- If the evacuation horns sound leave the building immediately
- Gather at the assembly area for your plant (see map on opposite side) and remain there until cleared to return to building
- Fires are only to be fought in the incipient stage or for your escape route
- Remember if there is heavy smoke to stay low and crawl

## TORNADO WARNING

A tornado or severe thunderstorm warning is issued whenever a tornado or severe thunderstorm has actually been sighted or strongly indicated on radar. In the event of a tornado or severe weather warning, proceed to the designated shelter area marked on map (opposite side). If time does not permit this, move away from windows and stay away from outside walls.

## REMEMBER DURING AN EVACUATION:

- Stop work and shutdown equipment
- Proceed calmly to your designated area
- Gather with your group/Vulcan Host once in the designated area
- Don't run or lag behind
- Don't return for items left behind
- Do not return to building until given the "ALL CLEAR" by Vulcan Management or the Fire Chief

## CONTRACTOR/VISITOR BRIEF

- Make sure all in your group have read and understand this document
- Closed Toe / Closed Heel Shoes are required in all manufacturing areas, while Steel Toe Shoes are required outside of designated walkways
- No cans or bottles are allowed in manufacturing areas
- Contractors performing work must also read, sign and return the Contractor Work Specs prior to beginning work
- Do not touch coils as they may be hot
- Your conformance to Vulcan Safety and Environmental Management Systems is required at all times
- No Chemicals can be brought on site without prior approval from the Plant Superintendent or EHS Manager
- Report all injuries to the GM, Project Engineer or EHS Manager

## PPE (Minimum Required)

- ANSI Approved Safety Glasses (based on area and task)
- ANSI Approved Ear Plugs (based on area and task)
- Steel Toed Shoes

## The Following Procedures May Apply

- Hot Work Permits / LOTO / Fall Protection / Forklift Operator Training / Crane Operator Training / HAZCOM / General Plant Safety Rules / Emergency Evacuations / Fall Protection & Safety

**How To Report An Emergency**  
**DIAL 9-911 then wait 5 sec.**  
(from internal land line) or  
**911** (from your cell phone)



**Vulcan, Inc.**  
An Employee Owned Company!

## Safety & Environmental Introduction

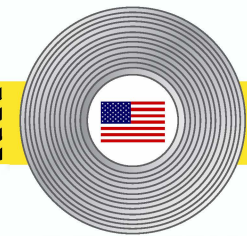
for Contractors & Visitors

### WE ARE COMMITTED TO:

- Complying with all regulatory requirements and other standards pertaining to Vulcan.
- Incorporating pollution prevention practices through reduction of industrial waste.
- Continuous improvement of Environmental Health & Safety Management Systems
- Communicating to our stakeholders, suppliers, customers and our community, appropriate information that could benefit or impact the environment or safety of others.

**Safety**

**With**



**Starts**

**You**

410 E. Berry Ave. | Foley, AL 36535

251.943.7000 | vulcan@vulcaninc.com

www.vulcaninc.com